



**ANNUAL GENERAL MEETING 2006**

Thursday 18 May 2006

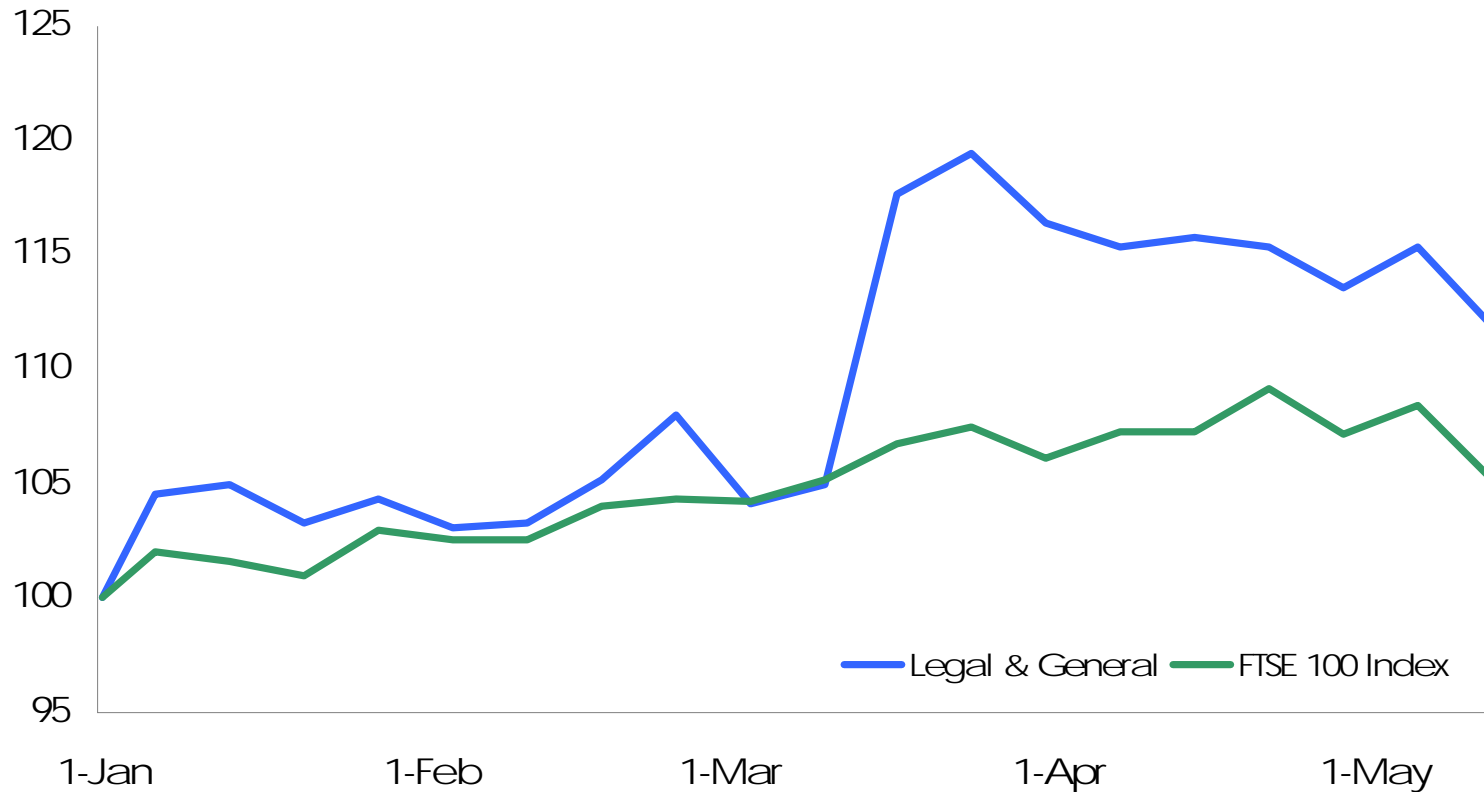


## A business with momentum

<b>New business APE<sup>(1)</sup> (£m)</b>	Q1 2006	Q1 2005	<i>% change</i>
UK life and pensions	<b>239</b>	208	15
International life and pensions	<b>27</b>	24	13
Total life and pensions	<b>266</b>	232	15
UK retail investments	<b>124</b>	75	65
<b>Total UK Business APE</b>	<b>363</b>	<b>283</b>	<b>28</b>
Worldwide total	<b>390</b>	307	27
Investment management	<b>£5.6bn</b>	£3.4bn	63

1. Annual Premium Equivalent (APE) = total new annual premiums plus 10% of single premiums, including ISAs and unit trusts

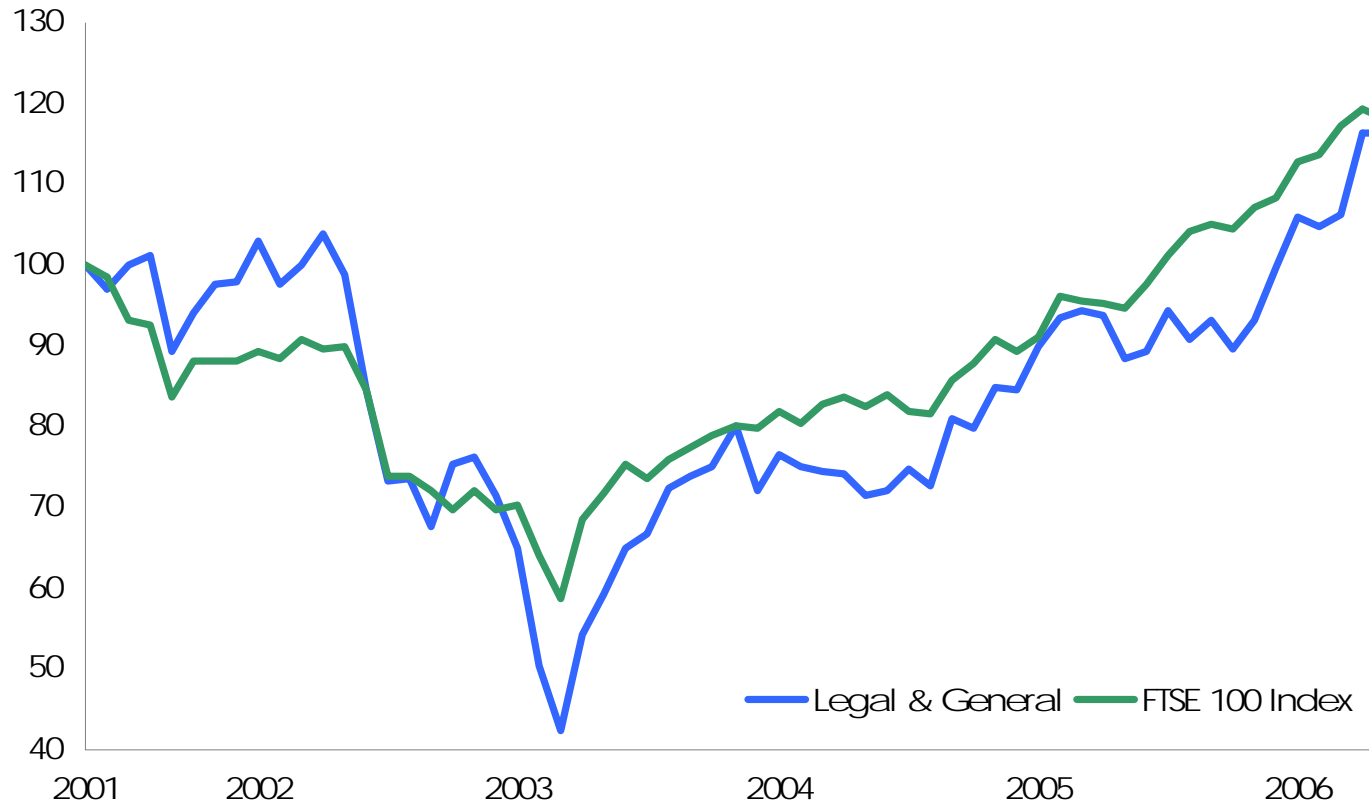
## A business with momentum



Source: Datastream

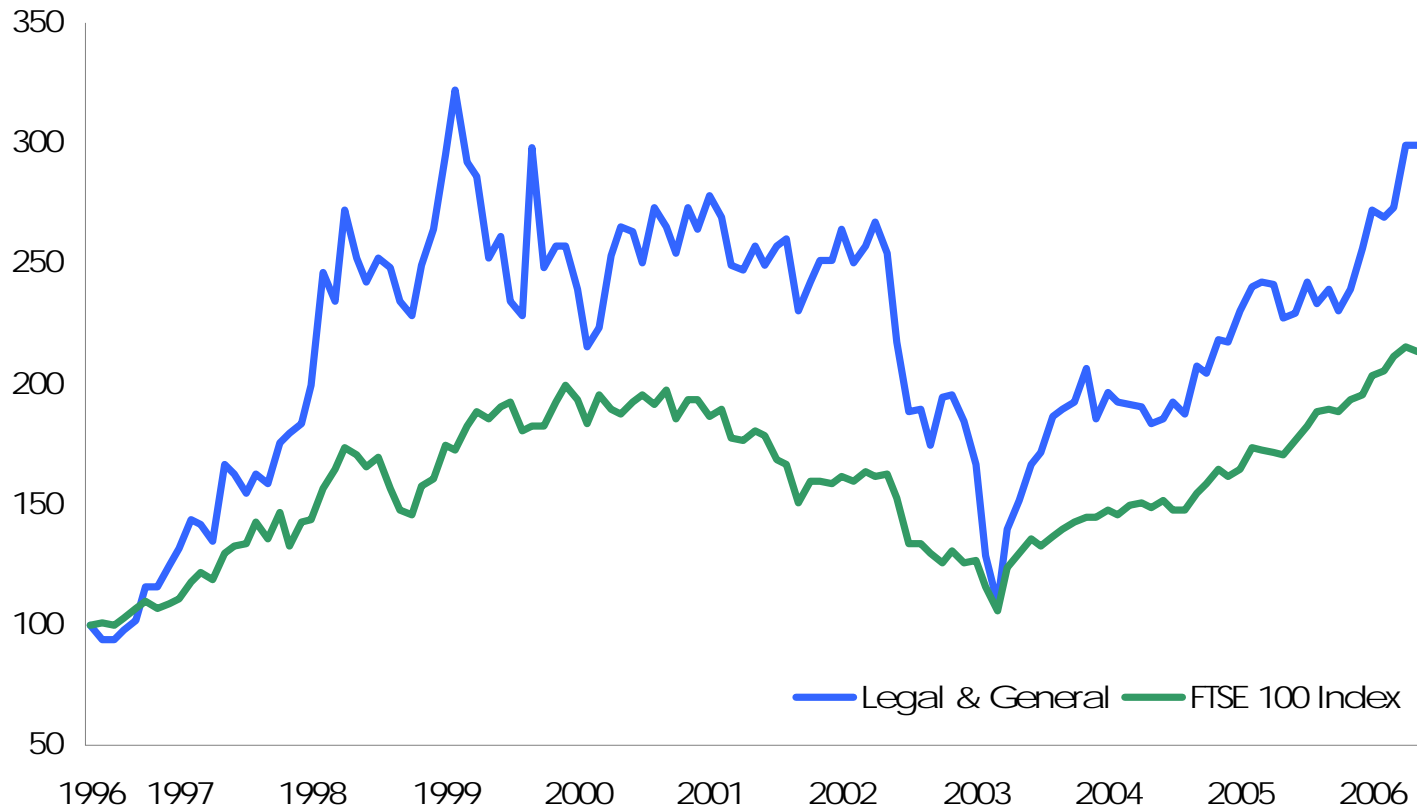


## A business with momentum



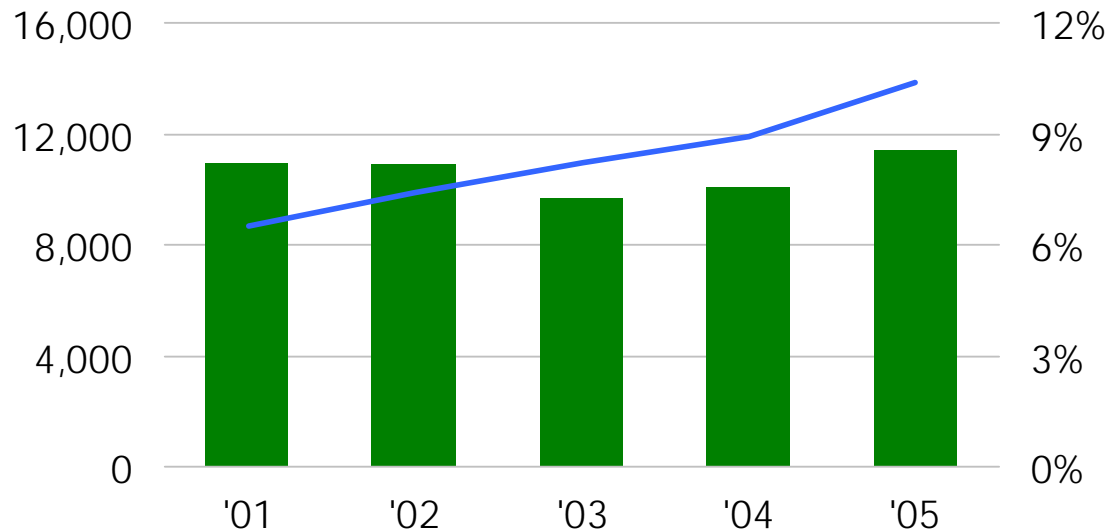
Source: Datastream

## A business with momentum



Source: Datastream

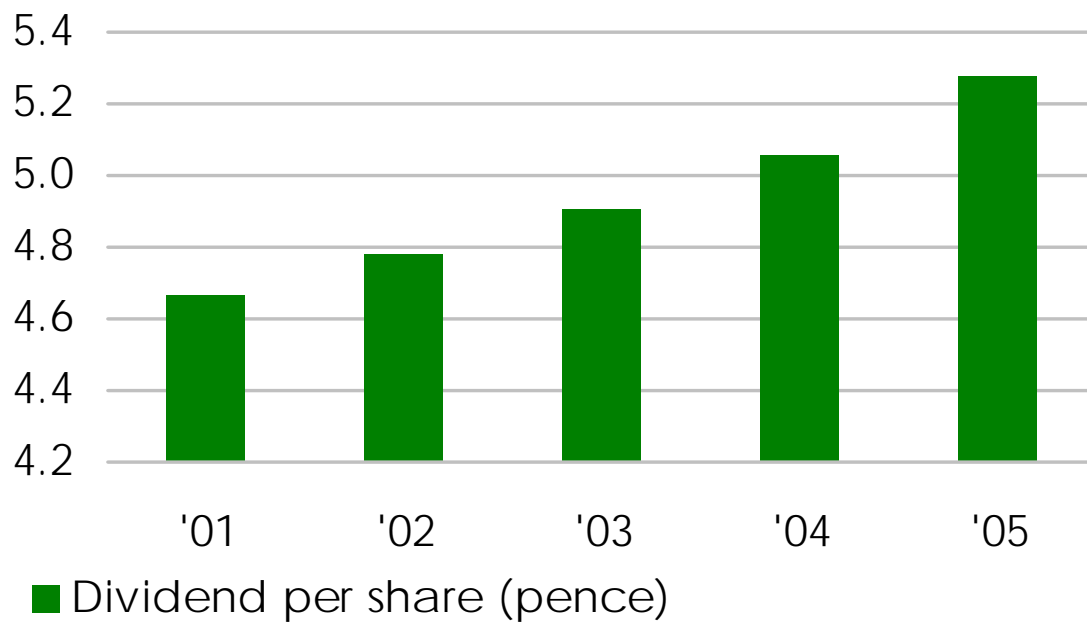
### A business with momentum



■ Market Size (£m) — Total UK Market Share

- UK market share now over 10%
- Delivering good margins
- Financing our growth

## A business with momentum





**ANNUAL GENERAL MEETING 2006**

Thursday 18 May 2006





## Resolution No.1

For	3,533,849,786
Against	10,969,095
Withheld	76,496,647

## Resolution No.2

For	3,620,607,249
Against	95,147
Withheld	613,132

## Resolution No.3

For	3,615,228,931
Against	2,425,704
Withheld	3,660,893

## Resolution No.4

For	3,617,869,112
Against	2,251,296
Withheld	1,195,120

## Resolution No.5

For	3,617,043,932
Against	3,038,191
Withheld	1,233,405

## Resolution No.6

For	3,555,522,275
Against	17,604,883
Withheld	48,188,370

## Resolution No.7

For	3,607,684,736
Against	8,301,344
Withheld	5,329,448

## Resolution No.8

For	3,404,253,743
Against	163,469,948
Withheld	53,591,837



## Resolution No.9

For	3,598,636,537
Against	21,689,629
Withheld	989,362

## Resolution No.10

For	3,592,232,634
Against	28,180,214
Withheld	902,680

## Resolution No.11

For	3,619,414,081
Against	1,044,112
Withheld	857,335



**ANNUAL GENERAL MEETING 2006**

Thursday 18 May 2006

